LEAD with LPRIDE



Lakeside Primary School

Orientation for 2027 Primary 1 Parents and Students

Programme

- **Principal's Address**
- **Important info for new parents**
- **Year Head's Address**
- **Parents Support Group**

Our School Leaders

Mrs Rina Liang
Principal





Ms Charmain Han
Vice-principal



Ms Wu Yashi
Vice-principal



Ms Chua Leng Leng
Vice-principal (Admin)



Ms Chen Siyun
Vice-principal

LEAD with LPRIDE

LAKESIDE PRIMARY SCHOOL

VISION

CREATIVE THINKERS
EMPATHETIC LEADERS
LIFELONG LEARNERS



MISSION

EMPOWER EVERY STUDENT TO MAKE A POSITIVE IMPACT ON THE COMMUNITY.


Lakers PRIDE
Love
Perseverance
Respect
Integrity
Diligence
Excellence



C - Contribute.

A - Achieve.

N - be Nurtured

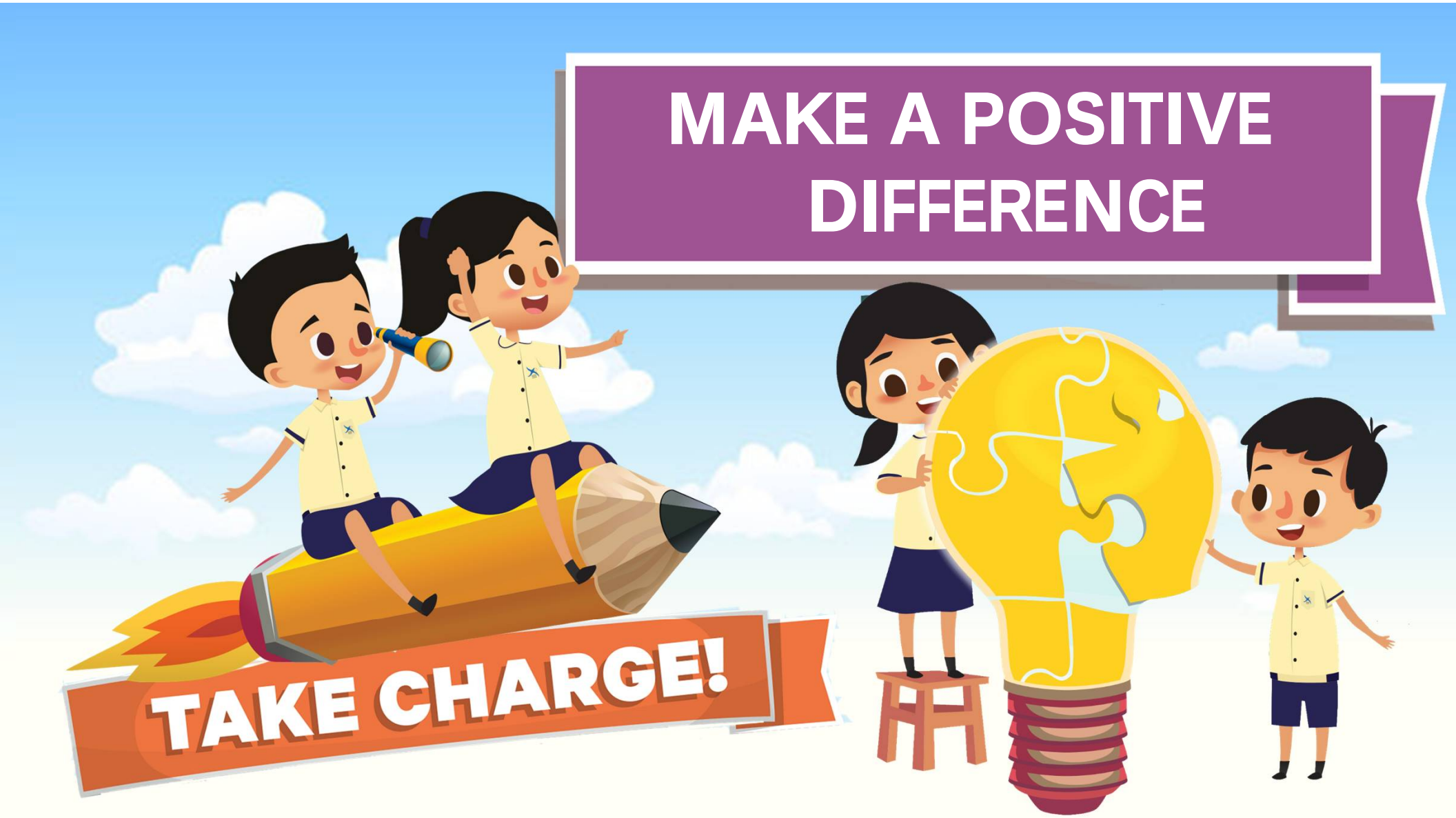
MAKE A POSITIVE DIFFERENCE
TAKE CHARGE!



MAKE A POSITIVE DIFFERENCE





WORDS & ACTIONS

Touching lives through what we say & do.

ROLE MODELLING

Stories we tell through our lives





IMPACT

Imprints we leave behind



When & Where?

❖ Greetings. Conversations. Group Discussions. Recess Play. Interactions

Signature Programmes @ Lakeside



25th Anniversary at Lakeside



From ME to WE

Growing Together, Shining Together

When we encourage, support and celebrate one another...

We can achieve more together.

Communicate with Friends

We listen, share our ideas and understand one another.

Collaborate as a Team

We work together, take turns and support one another towards a common goal.



We Apply Our Executive Functioning Skills (EFS) to Be Better Friends and Learners



On-Task Tiger

We stay focused and do our part.



Dependable Dolphin

We manage our emotions and stay calm with friends.



Caring Capybara

We are kind, flexible and consider our friends.



Reflective Raccoon

We learn from our experiences and keep improving together.

LEAD with LPRI





LEAD with LPRIDE





LEAD with LPRIDE

3 areas we can work together on to foster School-Home Partnership

1 Respectful Communication

2 Role Models

3 Real Connections



Respectful Communication



Foster kind words and actions between parents and educators

- Listen to and understand each other's perspectives and concerns regarding each child
- Communicate kindly using official channels. Teachers are not required to share their personal mobile numbers
- Respect each other's time by communicating during working hours

LEAD with LPRIDE

Easy Communication With Us





School Contact Details

Address	161 Corporation Walk Singapore 618310
Bus	30, 49, 98, 98M
Nearest MRT Station	Lakeside
General Office	Opening hours: 7.30am to 5.30pm
Tel / Fax	Tel: 62620918 / Fax: 62621021
Email	*lakeside_ps@moe.edu.sg*

Role Models

Show our children the skills and values they need for life

- Find joy in everyday experiences with our children
- Instill confidence by encouraging responsibility and believing in our children's abilities
- Model good values in words and actions



Real Connections



Cultivate strong relationships and healthy habits in this digital age

Establish good habits for our children **to stay confident and in control** of their technology use

Build strong bonds through shared experiences and meaningful conversations



Provide a balanced mix of engaging **online and offline** activities, at school and at home

BUILDING PARTNERSHIP WITH THE SCHOOL

Maintain regular communication through official school channels.

- Have regular conversations with teachers in both academic and non-academic areas - this will help you better guide your child's development
- **Speak positively** of teachers & the school
- **Work with teachers** to support your child
- **Surface any concerns** to Form teachers or subject teachers

LEAD with LPRIDE

PARENT SUPPORT GROUP

- The PSG consists of a group of dedicated parents who partner the school to support fellow parents in nurturing their children
- It is a platform for parents to network, share, learn and support each other in this parenting journey







LEAD with LPRIDE

PARENT SUPPORT GROUP

Join the Parent Support Group (PSG)!



21

LEAD with LPRIDE



Important Information for P1 parents

LEAD with LPRIDE



Parents Gateway

For iOS	For Android	For Huawei

1. Tap on "Log in with Singpass"
2. Log in with your Singpass (and 2FA)
3. Tap on "Retrieve" to retrieve your child(ren)'s information

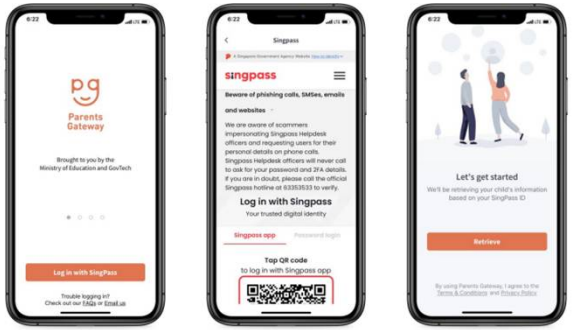

4. Tap on "Done" to complete onboarding
5. You should see your child(ren)'s initial(s) and announcements and/or consent forms posted by the school(s) (if any)

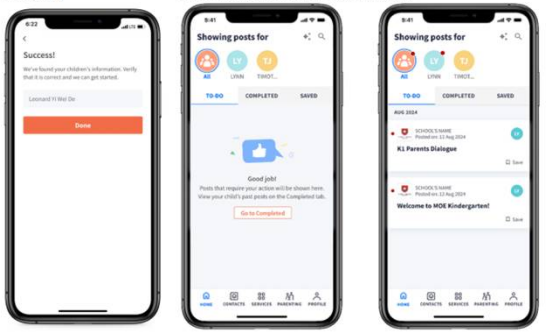

LEAD with LPRIDE



LEAD with LPRIDE



https://go.gov.sg/lspsorientation2026

Orientation Booklet

LEAD with LPRIDE

Orientation Booklet



GENERAL INFORMATION



The new school term will commence on **Monday, 4 January 2027,** for **Primary 1 students only**.

Refer to page 7 of this booklet for the First Day of School programme for P1s.

Morning Assembly will start promptly at 7.30 a.m. All students are strongly encouraged to report to the hall 15 minutes before the start of school to help them settle down and be prepared for the day's learning and activities.

Silent Reading – Students should have a storybook with them every day.

Type of Books for Silent Reading	Monday, Tuesday, Wednesday	Thursday and Friday
	English Storybooks	Mother Tongue Storybooks

P1 students will be wearing a **plastic name tag** for the first 2 weeks of school for easy identification and for staff to provide help when necessary. The name tag will be given out by the teachers on the first day of school.



Getting Ready for School

On Day 1 (4 January 2027: 8.30 a.m. – 12 p.m.)

1. The reporting time for the parents and students on the **first day** will be staggered (refer to the table below). We seek your understanding and cooperation in limiting the number of accompanying adults to a **maximum of two parents/guardians per child.**

Class	Reporting Time	Dismissal Time	Reporting Venue for Students & Parents
1 Love	8.30 a.m.	12 p.m.	School Hall
1 Respect			
1 Diligence			
1 Confidence			
1 Excellence	8.35 a.m.		
1 Creativity			
1 Perseverance			
1 Integrity			

LEAD with LPRIDE



From Day 2 Onwards (from 5 January 2027)

1. From the second day (5 January, Tuesday) onwards, please drop off your child/ward at the foyer. Our student leaders will accompany your child/ward to the hall/classrooms from **5 January to 8 January 2027**.

For the first week of school, Primary 1 students will be staggered for dismissal.

Time	5 to 7 January 2027	8 January 2027
	1.10 pm	12.55 pm

LEAD with LPRI





Student Handbook

LEAD with LPRIDE



Scan to view snippets of the handbook

GO.gov.sg

https://go.gov.sg/lspshandbook

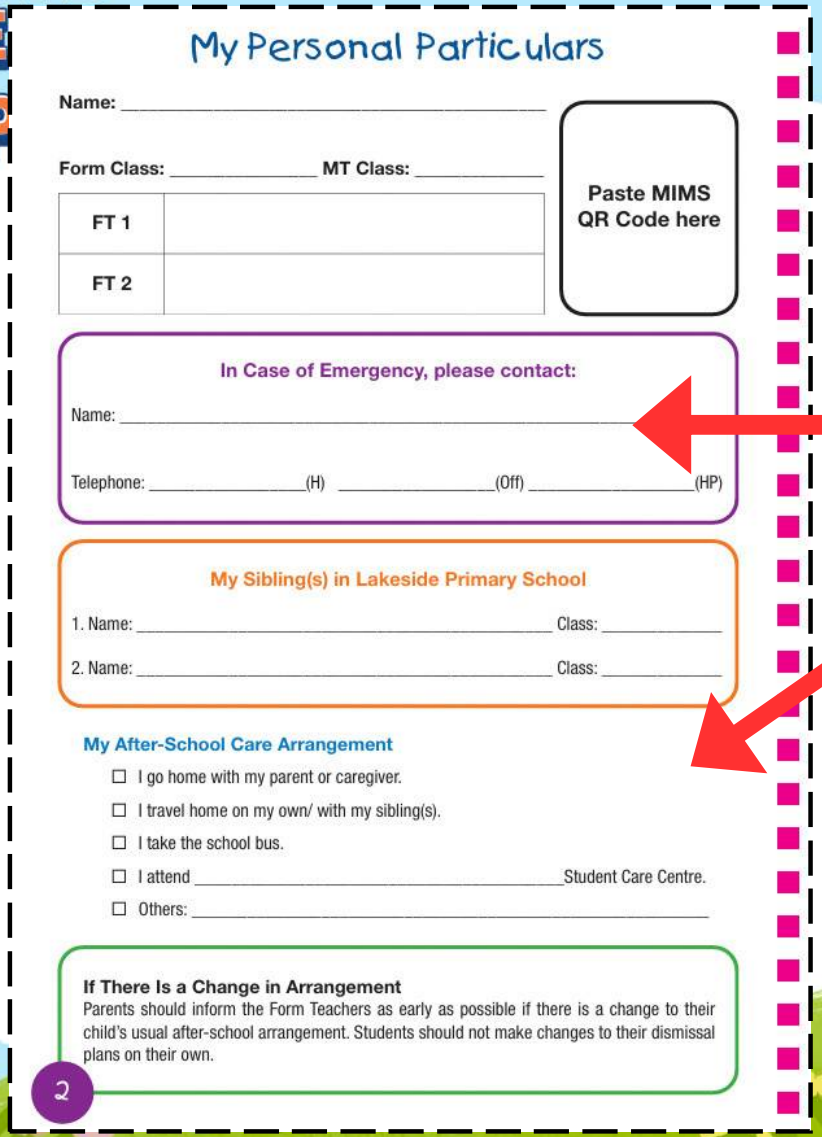

My Personal Particulars

Name: _____

Form Class: _____ MT Class: _____

FT 1	
FT 2	

Paste MIMS QR Code here

In Case of Emergency, please contact:

Name: _____

Telephone: _____(H) _____(Off) _____(HP)

My Sibling(s) in Lakeside Primary School

1. Name: _____ Class: _____

2. Name: _____ Class: _____

My After-School Care Arrangement

- ☐ I go home with my parent or caregiver.
- ☐ I travel home on my own/ with my sibling(s).
- ☐ I take the school bus.
- ☐ I attend _____Student Care Centre.
- ☐ Others: _____

If There Is a Change in Arrangement

Parents should inform the Form Teachers as early as possible if there is a change to their child's usual after-school arrangement. Students should not make changes to their dismissal plans on their own.

2

Important!

LEAD with LP

Contents

NE page	-
Content Page	1
My Personal Particulars	2
Our School Song	3
Our Vision, Mission, Values and B'Right Culture	4
Our LPride Values	5
Our B'Right Culture	6
CHEER and support your friends	7
Take Charge @ LSPS	8
Our Laker Outcomes	10
Start Right, End B'right	11
School Information	12
School Rules and Regulations	14
Restorative Practice	22
Examination Policy	24
Grading Schemes for Assessments	25
School Safety	26
B'Right @ Recess	28
Road Safety Tips	29
Healthy Diet	30
Cyber Wellness @ LSPS	31
Term 1 Planner	32
Term 1 Weekly Calendar	34
Term 2 Planner	54
Term 2 Weekly Calendar	56
Term 3 Planner	76
Term 3 Weekly Calendar	78
Term 4 Planner	98
Term 4 Weekly Calendar	100
Timetable Semester 1	120
Timetable Semester 2	121
Take Charge Song	122
Notes	123
My Reflections	124
Community @ Lakeside	126
My Hopes and Wishes for Lakeside Primary School	128








Our B'Right Culture

At Lakeside Primary School, we believe that every Laker shines and our **B'RIGHT Culture** ensures a positive environment for all Lakers to feel safe, respected and valued.

The 3 Pillars of our B'RIGHT Culture of **CARE, LEADERSHIP** and **THINKING** guide how we treat one another every day.



Our B'RIGHT Commitment

CARE—*Creating Safe, Inclusive and Empowering Spaces*

We look out for one another and create spaces where everyone can try new things, make mistakes, and grow without fear. When we feel safe and valued, we become the best version of ourselves! If someone looks sad, is being hurt or feeling left out, we ask, offer help and tell a trusted adult.

LEADERSHIP—*Living LPRIDE Values Through Positive Actions*

We live out our LPRIDE values and take charge to make a positive difference. We play our part to shape a positive environment for everyone. We choose to do the right thing even when it's hard. We show courage by standing up for kindness and treating everyone with respect.

THINKING—*Fostering Curiosity, Exploration and Growth Through Learning*

We learn and explore with curiosity. We think before we speak or act. We reflect on our experiences and mistakes. We transform challenges into learning opportunities to grow and make things right — becoming more thoughtful, empathetic, and responsible Lakers each day.

Where Every Student Shines!



LEAD with LPRI

TAKE CHARGE @ LSPS

Strategy: Stop-Think-Do

I am Sensible Seal! I am Proactive!

Stop: Stay calm and take deep breaths.
Think: Think of your options.
Do: Choose the best response.

My Self-Check

- ☐ I can identify my emotions.
- ☐ I can control my emotions and actions.
- ☐ I stay calm when plans change.
- ☐ I choose to act the right way.



Strategy: Think Big-Start Small-Check

I am Planner Penguin! I Begin with the End in Mind.

Think Big: Picture the end goal.
Start Small: Break it into small parts.
Check: Review your progress along the way.

My Self-Check

- ☐ I hand in work on time.
- ☐ I know what I want to achieve.
- ☐ I make step-by-step plans.
- ☐ I check my work and improve on it.





I am On-task Tiger! I Put First Things First!

Strategy: Plan-Do-Finish

My Self-Check

- ☐ I stay focused and avoid distractions.
- ☐ I am actively involved during lessons.
- ☐ I start on my task without having to be reminded.
- ☐ I complete the task(s) that I have started.

Plan: Decide what's most important.
Do: Start right away.
Finish: Stick with it until the end.



I am Dependable Dolphin! I Seek First to Understand, Then to Be Understood.

Strategy: Listen-Repeat-Respond

My Self-Check

- ☐ I listen without interrupting.
- ☐ I remember what others have said.
- ☐ I speak politely and clearly.

Listen: Give full attention when someone is talking.
Repeat: Check that you have understood by repeating.
Respond: Share your thoughts respectfully.

Strategy: Think-Pair-Share

I am Caring Capybara! I Think Win-Win!

Think: Take time to reflect on your own ideas.
Pair: Listen and share with a partner.
Share: Work together to include everyone's voice and find a win-win solution.

My Self-Check

- ☐ I think about my own ideas and understand them well.
- ☐ I listen to my partner well and take on his/her perspective.
- ☐ I help bring our different ideas together so that everyone feels included.





I am Reflective Raccoon! I Sharpen the Saw!

Strategy: Stop-Think-Do

My Self-Check

- ☐ I take time to reflect on my work.
- ☐ I think about how I can improve.
- ☐ I try new approaches to do even better than before.

Stop: Think Back (Experience Recall)
Think: Make Meaning (Feelings & Values)
Do: Apply Forward (What will I do next?)

LEAD with LPRIDE

General Information

1. SCHOOL HOURS

	Monday	Tuesday	Wednesday	Thursday	Friday
Start	7.30 am				
End	1.25 pm				1.10 pm

1.1 All students are strongly encouraged to settle down in the assembly area at least at least 15 minutes before the start of school to get ready for the school day.

1.2 Gate Opening Hours

	Main Gate	Back Gate (Bus-stop)
Opening Hours:	6 am to 7 pm (closed at dismissal times)	• 6.30 am - 7.30 am • At dismissal times as stated

1.3 Main Gate will be closed at dismissal times (as below). Only school buses are allowed into the school.
Mon to Thu : 1.10 pm - 1.45 pm
Fri : 12.50 pm - 1.30 pm

1.4 For safety reasons and a smoother traffic flow, on weekdays between 7.00 am – 7.30 am:
(i) Cars coming from Kang Ching Road cannot enter via the school's main entrance
(ii) No right turn into the school from Corporation Walk

1.5 General Office Opening Hours:
Mon to Fri : 7.30 am - 5.30 pm Closed on Saturday & Sunday

2. SCHOOL RECESS AND LUNCH TIME

Recess	P3 & P6	P1 & P4	P2 & P5
	9.10 am – 9.40 am	9.40 am – 10.10 am	10.10 am – 10.40 am

2.1 Food and drinks should only be consumed in the canteen.

2.2 Students are to queue up in an orderly manner and take turns to purchase their food and drink.

2.3 Used crockery and cutlery must be returned to the designated receptacles.

2.4 Students are to keep the canteen clean and litter-free.

3. VISITORS TO SCHOOLS

3.1 For the safety of our students, all visitors **MUST** collect a Visitor's Pass from the security post and report to the General Office.

3.2 Parents/Guardians dropping off or fetching their children should wait at the Parents' Waiting Area.

3.3 Parents may email their child's teacher and make an appointment for a meeting. Parents may also email any feedback to lakeside_ps@moe.edu.sg. More contact information is available at our school website http://www.lakesidepri.moe.edu.sg.

LEAD with

School Rules & Regulations

1. GENERAL CONDUCT

1.1 Lakeside Primary students live up to the School Values of

Love : We show care and empathy by supporting others, building positive relationships, and fostering an inclusive school community.

Perseverance : We adopt a growth mindset and approach challenges with resilience and positivity.

Respect : We treat others with dignity, value different perspectives and ensure everyone's voice is heard.

Integrity : We uphold the truth, take responsibility for our actions, and show moral courage.

Diligence : We put in consistent effort and care to complete our tasks to the best of our abilities.

Excellence : We set high standards and strive for continuous improvement to live out our motto "Be Our Best".

2. ASSEMBLY AND PLEDGE-TAKING

2.1. Students who are Singapore citizens must sing the National Anthem and take the Pledge. Students will take the Pledge with the right fist over the heart.

2.2. All students should stand at attention during the singing of the National Anthem and the taking of the Pledge.

3. ATTENDANCE & PUNCTUALITY

3.1. Students are expected to be regular in their attendance. Students who are absent must produce a Medical Certificate or a letter of explanation from parents on the day they return to school.

3.2. On the day of a test or an examination, only Medical Certificates will be accepted to cover the student's absence. Parents / Guardians are requested to reschedule their child's / ward's non-school-based assessments such as piano examinations should they clash with school assessments.

3.3. Absence from school without any valid reason is a major school offence. Reasons for absence that are not valid include oversleeping and wilful absence from school.

3.4. Parents / Guardians will be contacted by the school if their child is ill and has to be taken home or to the doctor. Parents / Guardians must be present to accompany and sign out their child in order for him / her to leave the school. Prior approval must be obtained at the General Office for leaving school before dismissal time.

3.5. For safety reasons, students are not allowed to leave the school during lunch time unless parents' letters of request are given to the form teachers. Students are strongly encouraged to eat in the school canteen.

3.6 Parents/Guardians who wish to take their child/ward overseas for holidays and/or to attend to personal matters are to do so during the school vacations.

School Rules & Regulations

4. CLASSROOM AND HOMEWORK

4.1 Students are to wear the Out-of-Class Permission Pass when they are out of the classroom during lessons.

4.2 Students are to observe care and proper use of school property, which includes:

- keeping classrooms clean, tidy and litter-free.
- switching off classroom lights, fans, visualisers, projectors and / or air-conditioners when they are not in use.
- setting all air-conditioners at 25 degrees celsius.

4.3 Students are to ensure that quality assignments are submitted on time.

5. SCHOOL BAGS AND PERSONAL BELONGINGS

5.1 Students are expected to take responsibility for all their personal belongings. The school shall not be liable for the loss of any personal valuables.

5.2 Students are advised to pack their bags according to their class timetable to avoid carrying heavy schoolbags. A storybook must be available for Silent Reading every day.

5.3 Students are not to bring valuables or excessive pocket money to school.

5.4 The school does not encourage students to bring mobile phones and/or unauthorised electronic devices to school. However, should any student need to do so, they must adhere to the following guidelines and ensure responsible use. This rule also applies to smart watches with camera and / or phone functions. These devices:

- must be switched off and kept out of sight during lessons and all school activities, including recess and transition times
- are not allowed during tests or examinations
- can only be used in the Parents' Waiting Area before or after curriculum time for communication purposes
- may only be used for urgent matters with a teacher's permission

5.5 Non-adherence to the above guidelines may result in the confiscation of the mobile phones and/or any other unauthorised electronic devices. These items may also be subjected to investigations. Any confiscated valuables will be returned to the child or his / her parent at an appropriate time.

6. PROHIBITED ITEMS

6.1 Students are not to bring any recreational items like toys, cards and electronic devices to school. Selling / buying / trading of items is not allowed.

6.2 All students are not allowed to have in their possession any weapon. They are also not allowed to bring any weapon-like item which can be used or intended to be used to cause harm to others.

School Rules & Regulations

Offence Category	Examples of Offences	Disciplinary Consequences
Attendance	• Latecoming • Skipping Classes • Leaving school without permission • Truancy	Reflective/Rehabilitative Measures • Corrective Work • Reflection Essay • Behaviour Contract • Research & Presentation to school/class on harms caused Withdrawal of Privileges/ Reduction in Standing • Conduct Grade adjustment • Ineligibility for Scholarships/Awards, Leadership Appointments, Overseas Trips, School Team Representation • Formal Warning Letters Disciplinary Measures • Caning (for boys in Upper Primary and above) • School suspension • Detention
Damage/Infringement to Property or Resources	• Negligent damage of property • Arson • Cybersecurity violations • Trespassing and unauthorised access • Vandalism	
Defiant Behaviours	• Open defiance	
Dishonest Behaviours	• Cheating in assessments • Forgery • Scams and Frauds • Theft	
Hurtful Behaviours	• Assault • Bullying (cyber, physical, social, verbal) • Gangsterism • Fighting	
Sexual Misconduct	• Pornography • Sexual Harassment	
Substance Abuse	• Vaping • Smoking	

**These lists are non-exhaustive*

7. SCHOOL RULES ON SEARCH OF STUDENT BELONGINGS

The school is committed to maintaining a safe and disciplined environment for all members of our school community.

As part of this commitment, the school may conduct searches of student belongings (e.g. bags, folders, files, uniform pockets, digital devices) where there is reasonable cause to believe an offence may have been committed or prohibited or dangerous items are present. Searches of student belongings may also be carried out on a random basis as a general safety measure, and to help maintain a safe and disciplined environment.

The school will confiscate items which are prohibited, dangerous, and/or suspected of containing evidence of an offence/crime. If such items are found, parents/ guardians will be informed, and the items may also be turned over to the relevant authorities.

LEAD with LPRI

School Rules & Regulations

8. BULLYING AND HURTFUL BEHAVIOUR

Hurtful behaviours are unkind acts or spoken words that happen once. Remind your peers to **STOP IT!** if they hurt you or if you see them hurting others.

Bullying is also hurtful. It happens **repeatedly** and is done on **purpose**, making it difficult for the victim(s) to stop the hurtful acts or stand up for themselves.

Bullying can happen in different ways:

Physical – hitting, pushing, kicking or damaging someone's belongings.
Verbal – calling people names, teasing or threatening others.
Social – leaving someone out on purpose, spreading rumours or encouraging others not to be someone's friend.
Cyber – sending hurtful messages or posting unkind things online or through digital devices.

Hurtful behaviours and bullying are never okay. If you or someone you know is being hurt by others, stand up bravely, report and speak to your Form Teacher, Year Head or any trusted staff member. We will always listen, support and help.

Lakers' Pledge against bullying and hurtful behaviour
At Lakeside Primary School,

- We choose kindness
- We speak respectfully.
- We help others who need support.
- We tell a trusted adult when someone is being hurt or bullied.
- We make our school a safe place where everyone belongs.



School Rules & Regulations

13. CONSENT FOR PHOTOGRAPHY AND VIDEOGRAPHY AND ACKNOWLEDGEMENT OF SCHOOL RULES AND REGULATIONS

During school activities and events such as classroom lessons, CCAs, school camps and school concerts, photographs and/or video recordings of students and their parents / guardians may be taken.

The school may use and publish such as photographs and/or video recordings in official school publications, the school website, and other communication channels, for educational and promotional purposes.

We are committed to safeguarding the well-being of our students and staff, and believe that every child can learn and achieve in a caring and conducive environment. Your support and cooperation enable us to work together in fulfilling our school's vision and mission.

ACKNOWLEDGEMENT OF SCHOOL RULES AND REGULATIONS

Lakers are expected to exercise good self-discipline and maintain a positive school environment, conducive and safe for learning and play.

As Parents/ Guardians, I have read and explained the school rules and regulations to my child / ward. We understand and agree to abide by them in support of a safe, respectful and conducive learning environment for all.

Student's Name: _____

Class: _____

Parent's/Guardian's Name: _____

Signature: _____ Date: _____

LEAD with LPRI

Term 1, Week 1 January 2027

04 Monday ℃

05 Tuesday ℃

06 Wednesday ℃

34 LOVE

I will show care and kindness to myself and others.

Students will record their homework here.

LEAD with LPRIDE



Recess and Snack Break

LEAD with LPRIDE



Recess: 0940 to 1010

- encourage students to eat before playing
- some students need a longer time to eat

Some questions you may have...



Remind your child that eating during recess is important as it helps them with the physical energy to continue focusing and learning in class.

Students may enjoy recess so much that they forget to eat. Some students may not be eating because they are shy about ordering food.

Encourage your child to eat during recess

- Let your child practise ordering food and making payment when out with the family
- If they need more time to build their confidence or observe how it is done by other students, you may pack a lunch box in the meantime, so they will always have something to eat
- If you worry that your child is not eating at all, discuss with your child's teacher

Snack Break: 12:10

Not meant to replace lunch










WELCOME
PRIMARY 1 LAKERS!
TAKE CHARGE
TAKE CHARGE
TAKE CHARGE
TAKE CHARGE
TAKE CHARGE
TAKE CHARGE

LEAD with LPRIDE



LEAD with LPRIDE

Helping Our Children Take Charge



Looking Beyond the Behaviour

- Children may appear forgetful, distracted or unwilling to listen.
- These behaviours may reflect developing Executive Functioning Skills (EFS).

What Are Executive Functioning Skills?

These are the skills that help children:

- Think before acting
- Plan and organise
- Focus and complete tasks
- Manage emotions
- Reflect and improve

LEAD with LPRIDE

Meet our EFS mascots



LEAD with LPRIDE



Sensible Seal takes care of our emotions.

- Proactive in managing emotions
- Apply stop-think-do
- Identify our emotions
- Zones of regulation

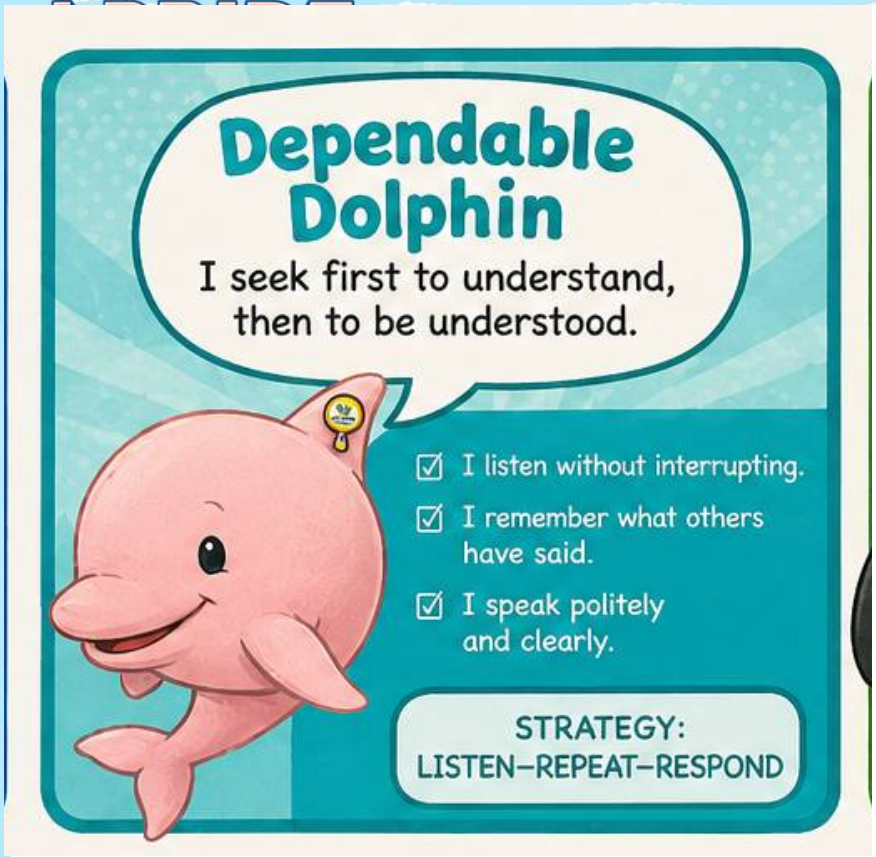

Dependable Dolphin handles our working memory

- In order to commit something into memory, listening and speaking skills are important

LEAD with LPRIDE

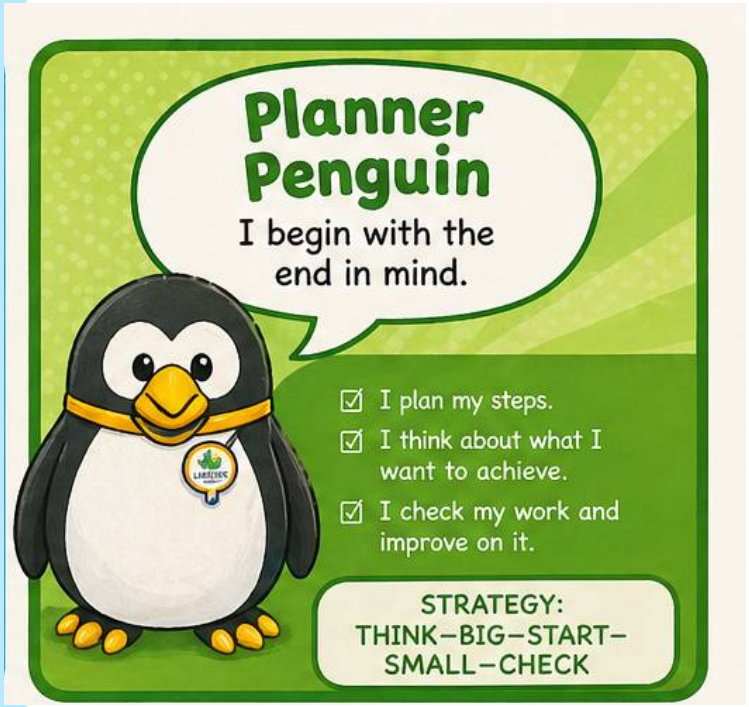

Planner Penguin thinks about the end point and how to get there.

- Planning and organizing are two important skills for lower primary children

LEAD with LPRIDE



On-task Tiger reminds us to stay focused.

- Plan what to do and stay on task till it's done - another important skill for young children.

Some questions you may have...



Be specific about how much time they should spend on the work, and offer a set time that they should complete the work.

Children pick up time management at a different pace and can improve with help.

<u>Support your child in time management</u>

- Parents can model this with your child at home with small tasks and everyday activities
- If you find your child struggling with completing their tasks or homework within a given time, it could also mean that they are not sure how to go about completing them. Try breaking the task down into smaller steps
- If you notice any learning issues, do reach out to the school early

LEAD with LPRIDE



Caring Capybara works with others to reach a common goal.

- Understanding self
- Taking on others' perspectives

LEAD with LPRIDE



STRATEGY: STOP-THINK-DO

Reflective Raccoon teaches us to reflect on what we have learnt and to seek improvement.

LEAD with LPRIDE



The mascots give children a common language for practising these skills.

How We Develop EFS in School

- Through everyday routines and learning:
- Following multi-step instructions
- Getting started on tasks independently
- Taking turns and managing disagreements
- Packing belongings and organising materials
- Reflecting on what went well and what to improve

How Parents Can Support EFS At Home:



Young children may not know the first thing they need to get ready. It will be helpful if parents guide them to think about what comes first and what comes next. Use the "First this, then that" strategy.

LEAD with LPRIDI



Many children leave the packing of bags to their parents. Instead of doing this for your child, guide them to read the timetable to pack what is needed. This includes their pencil cases as well.

Primary 1 Pencil Case Checklist

A simple pencil case helps children stay focused and ready to learn.

Please ensure your child brings:



- ☑ 3 sharpened pencils
- ☑ 1 eraser
- ☑ 1 ruler
- ☑ 1 covered pencil sharpener



A covered sharpener allows your child to sharpen pencils at the desk, so there is no need to walk around the classroom.

No need to pack:



- ✗ Scissors
- ✗ Scotch tape
- ✗ and other unnecessary items

Parents, please check your child's pencil case regularly. Too many unnecessary items can be distracting for children.

BRITISH COUNCIL



How to ...
organise your school bag

Some questions you may have...



Practise with your child when and how to ask for help. Remember to affirm them for their efforts.

Asking for help may not seem obvious to a child.

<u>Teach your child how to ask for help:</u>

Step 1: Look for someone who can help

Step 2: Check if that person has the time to help; if not, look for another suitable person

Step 3: Share what the problem is and how they feel

Step 4: Listen carefully to the advice given

Step 5: Thank the person for the help

Some questions you may have...

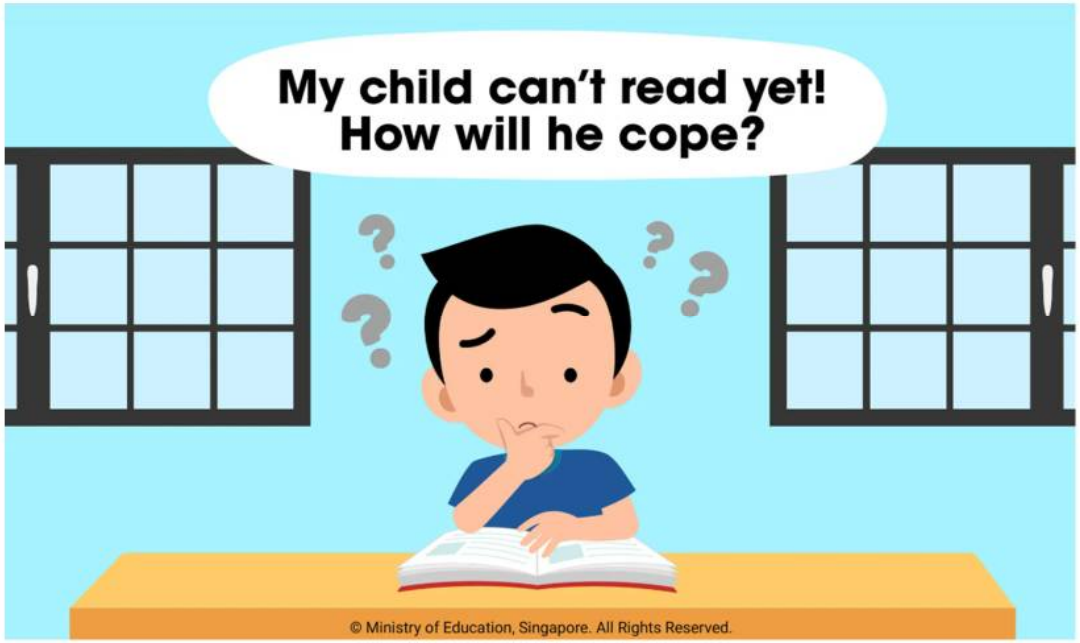

You can encourage your child for efforts in learning to read. Most importantly, reading should be a fun learning process.

Reading is a habit that we can build.

<u>Interest your child in reading</u>

- It is never too late to start getting your child interested in books
- Take your child to the library, expose them to various picture books and read together for a start
- Students will be introduced to various genres of books, and be taught how to blend letter sounds through games or craft work

LEAD with LPRIDE



Supporting Your Child's Transition to Primary 1



LEAD with LPRIDE

Mental Well-being: Understanding your child's Stress Bucket

New routine

Classroom expectations

Learning demands

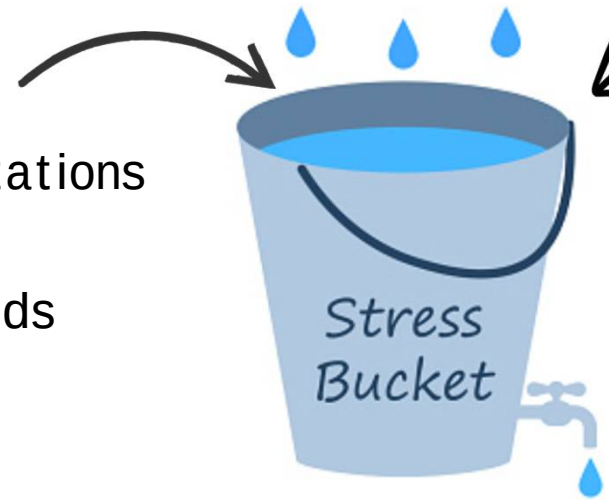

New school environment (classroom, teachers, classmates)

Physical demands

Separation from parents

LEAD with LPRIDE

What might a full bucket look like?



Meltdowns



Irritability and frustration





refuse to cooperate and task refusal



becoming unusually quiet or withdrawn

LEAD with LPRIDE

Behaviour can communicate your child's feelings and needs

Clinging to parents



Worry about separation

Refusing to go to school



Fear of the unfamiliar

Becoming easily upset and wanting more attention



Tiredness or emotional overload
Seeking reassurance and connection

Help your child empty their Stress Bucket

Refuel



Free play and rest



Connection and reassurance from parents





Let your child share at their own pace



Before school: Make goodbyes easier

3 Cs:

Connect – Acknowledge your child's feelings.

Communicate – Tell them what to expect.

Consistency – Establish a predictable goodbye routine to provide a sense of security and familiarity.

(e.g. hug, high-five)

- Use transitional object (e.g. family photo in their wallet) as a comforting reminder of home and loved ones to provide a sense of familiarity and emotional support in school.

LEAD with LPRIDE



After school: Give them time to decompress

"How was school?"

"What did you learn?"



"Did you make friends?"

"Did you finish your homework?"

Avoid immediately asking too many questions about school

LEAD with LPRIDE

Simple emotional check-in tools





Model how your child can express their emotions and use words to label their big feelings, such as feeling "scared" or "angry'.

LEAD with LPRIDE

Simple calming strategy



How to do it:

1) Hold one hand out with fingers spread.
2) Use the index finger of the other hand to trace ***up*** one finger while *breathing in*.
3) Trace ***down*** the finger while *breathing out.*
4) Continue until all five fingers are traced.

Parents can introduce and practise this with your child at home. It can become a familiar self-regulation tool they can use when feeling nervous or overwhelmed.

L.O.O.K. out for signs of stress and use C.H.E.E.R. to guide your conversations

Loss of interest in hobbies

Overly tired, sad, worried or upset

O ften sending messages that show they are very upset or may hurt themselves

Keeping away from people they are usually close to, or being quieter than usual



Calm them down

Hear them out

Empathise with their feelings

Encourage them to seek help

Reassure them

We can encourage our children to seek help when they feel overwhelmed or are unable to cope. Seeking help is a sign of resilience and courage.

LEAD with LPRIDE

Resources for Parents

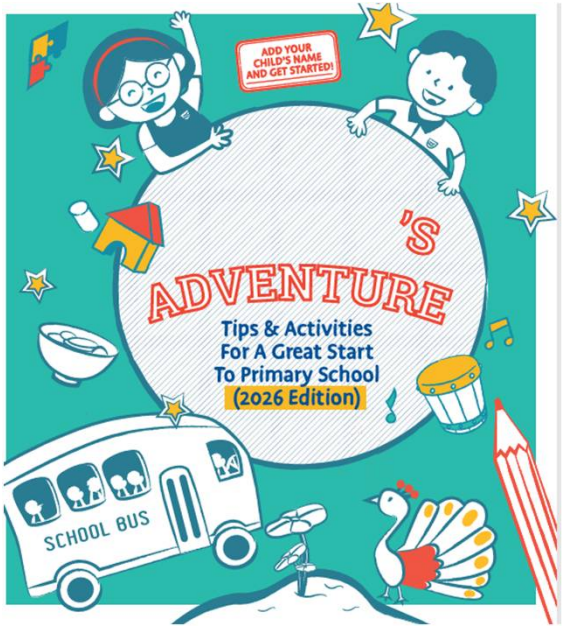

Parent-Child Activity Book

(Primary Schools) Supporting Our Children's Mental Well-being



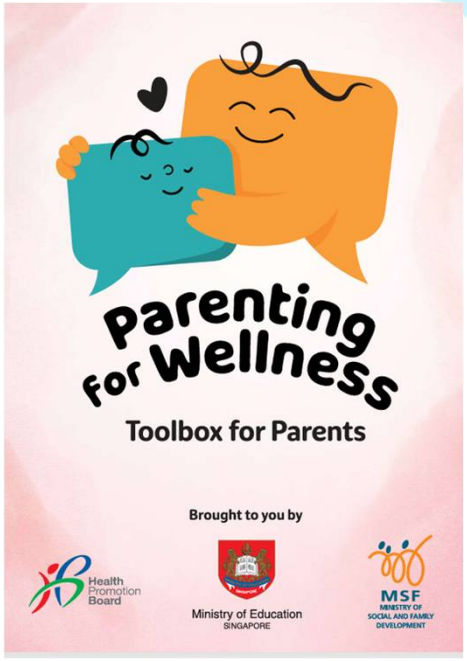

LEAD with LPRIDE

Resources for Parents

MOE Parent-Child Activity Book For a Great Start to Primary School



MOE Tips & Activities for a Great Start to Primary School (2026)

MOE Parenting for Wellness Toolbox



go.gov.sg/pfw-toolbox-for-parents


Growing Independent Learners Together
Give them time.
Give them opportunities.
Celebrate their progress.
Our goal is not for children to get everything right the first time. It is to help them become increasingly capable of managing themselves.

Year Head's Address

What is Primary School about?

1. Laying a **strong foundation**
2. **Nurturing holistic individuals** and **continuous learning**
3. Providing learning opportunities, recognising our children's **strengths** & **developing their potential**
4. **Preparing** our children **for the future**
5. Providing a **safe learning environment** to support their well-being



76

Holistic development for Primary 1 includes:

Prioritising the development of soft skills, including values, social-emotional competencies and self-help skills

Focusing on **building learning dispositions for Lifelong Learning**, including curiosity, confidence and nurturing the joy of learning



Building strong foundations in literacy and numeracy

Strengthening 21st Century Competencies and Digital Literacy in an age-appropriate manner

77

Building Strong Foundations: Knowledge, Skills & Dispositions (KSDs) at the Start of P1

- The lower primary curriculum nurtures students' joy of learning, builds on pre-school foundations, and promotes dispositions and attitudes for lifelong learning.

- The following are professionally determined expectations on what most children should be equipped with at the start of P1. Our teachers will continue to build on these to strengthen our students' foundations and nurture active, curious learners.

78

Building Strong Foundations: Knowledge, Skills & Dispositions (KSDs) at the Start of P1



Values, Social-Emotional Competencies, Citizenship Dispositions

- Develop understanding of self and manage own behaviours
- Communicate, interact and build caring and respectful relationships with others
- Take responsibility for own actions



Art

- Enjoy Participating in Art
- Express Ideas and Feelings through Art
- Demonstrate Awareness of Art from Different Cultural Groups



English Language

- Listen and Speak for Enjoyment and Information
- Read with Enjoyment and Understanding
- Communicate Ideas and Information through Writing or Using Symbols or Letter-Like Shapes



Mathematics

- Basic Understanding of Numbers Up To 10
- Compare Quantities Between Two Groups of Objects within 10
- Recognise Simple Patterns



Mother Tongue Languages

- Enjoy and Show an Interest in Learning Mother Tongue Language
- Enjoy and Show an Interest in Listening and Speaking in Mother Tongue Language
- Demonstrate Awareness of Local Ethnic Culture



Music

- Enjoy Participating in Music and Movement Activities
- Express Ideas and Feelings through Music and Movement Activities
- Demonstrate Awareness of Music and Movement from Different Cultural Groups



Physical Education

- Enjoy Physical Activities
- Display Coordination in Motor Tasks
- Demonstrate Awareness of Healthy Habits and Safety

79

Building Strong Foundations: How is it achieved?

Play is an essential feature that taps students' inquisitiveness and ignites a self-sustaining passion for learning.

Differentiated support for children with differing learning needs

Teachers **pace** teaching and adopt **developmentally appropriate, engaging pedagogies** to deepen learning.



No examinations and weighted assessments at P1 and P2 to provide more time and space to settle into a formal school setting, build relationships and develop the necessary skills and attitudes towards learning.

Learning in school and at home



- **Homework Policy** is in place to guide parents on the extent of offline and occasional online homework that is given to the students.
- Homework helps teachers to assess students' understanding of their learning so that timely feedback can be given to support their learning.

Learning in school and at home

LEAD with LPRIDE

SINGAPORE Student Learning Space

In school, students' use of digital tools will be age and developmentally appropriate.

Digital tools are only introduced if they benefit students' learning. For e.g., the discussion feature in Singapore Student Learning Space (SLS) might be used to support collaboration.

SLS onboarding information will be shared with parents via PG announcement by school.

What is SLS?

Our national online learning portal with curriculum-aligned resources for students to learn at their own pace and collaboratively.

How and when will P1 students use SLS?

Schools will prioritise a **print-first approach** to learning.

In school, students may use AI tools in SLS that provide customised feedback. These tools have in-built guardrails.

P1 to P3 students will not be tasked to use chatbots.

For self-directed learning purposes, students can choose to access MOE Library modules within SLS

LEAD with LPRIDE

Smoothening the transition to Primary 1

When your child enters primary school, their experience will include:

New friends and teachers



New routines

New learning environment

83

LEAD with LPRIDE

Smoothening the transition to Primary 1

1. Transition is the process in which a child moves into a new environment

2. When moving from pre-school to primary, a child will have to adapt to unfamiliar setting and routines

When your child has transited well, he/she will:

- Feel safe and comfortable in the new environment
- Be able to manage daily challenges
- Be able reach out to teachers and/ or peers for support when needed



LEAD with LPRIDE

You can start talking to your child about the following:



Adjusting to a larger learning environment



Interacting with more peers and teachers



Adapting to longer school hours and new routines



Taking the initiative to ask for help



Becoming more independent and responsible

Try these conversation starters:

I had a good day at work today. *[Parent to share what they enjoyed]* How was your day? Which part did you enjoy the most?

Let's both remember someone that we met today who did a kind deed for us?

I learnt something new at work today. I am sure you did too. Can we teach each other what we learnt?

85

How else can you support your child?

Support
your child and encourage them to overcome challenges with your care

Affirm
your child by recognising small successes and praising their efforts

Familiarise
your child with new routines gradually and share your experiences in primary school

Empathise
with and acknowledge your child's feelings



86

How else can you support your child?

Primary 1 is an exciting and fun stage for your child. Help your child to enjoy the journey by developing these skills:

01 Relating well to others

02 Developing good habits

03 Nurturing positive learning attitudes

04 Encouraging them to learn from their mistakes

National Library Board Singapore

GO.gov.sg

Nurture a love for reading

Sign your child up for a free Library membership and myLibrary ID to enjoy NLB's e-resources!

LEAD with LPRIDE

Relating Well to Others

Build your child's interpersonal skills by:

01 **Modelling the use of friendly and polite phrases**

"Hi! My name is…What is your name?"

"Could you help me with…"

02 **Providing opportunities for your child to share and take turns during playtime with other children**

03 **Modelling respectful interactions**

"May I please…"

"It's okay if I can't join in…"

"I am sorry I …"



Find out more activities from the **P1 Parent-Child Role Playing Activity Kit**

P1 First Day of School 4 Jan 2027, Monday

Time	Parent's Programme
8.30 a.m. – 12 p.m.	1.Principal and Year Head Address 2.Meet the Teachers 3.Little Lakers, Take Charge! (Recess) 4.Little Lakers, Soar! (Classroom Activity) 5.Little Lakers Falcon Challenge (Orienteering Activity)

Reporting Venues for 4 Jan 2027

- **Classes will only be informed by email in early December**.

Class	Registration Venue
1 Love	Inside the hall
1 Perseverance	Outside the hall
1 Respect	Inside the hall
1 Integrity	Outside the hall
1 Diligence	Inside the hall
1 Excellence	Outside the hall
1 Confidence	Inside the hall
1 Creativity	Outside the hall

What's Next?

Look out for:

- the email in early December for your child's class
- link to indicate the dismissal arrangement for Day 1, 4 Jan 2027
- notifications on Parent Gateway (PG)
- information uploaded on the school's website
  1. Curriculum Briefing Videos

Parent Support Group



LAKESIDE PRIMARY SCHOOL

For parents, by parents



THE P1 JOURNEY



A PARENT's

EALITIES OF P1

Managing the school calender

Multiple children multiple schedules

Childcare and arrangements

Family Scheduling



Planning ahead

5 QUICK TIPS

- Check the school calendar regularly
- Add important dates to your family calendar
- Record early dismissals, HBL and no school days
- Set reminders / leaves for important school events



Because P1 is a transition for us too!
Our children are learning to navigate a bigger world, while we are learning to navigate a different phase of parenting.



Growing Together



From P1 Parents to School Partners

FOR PARENTS, BY PARENTS

- **Collaborative initiative designed to empower parents as active participants in our children's education**
- **We create an inclusive environment where parents can share their experiences, seek advice, and discuss concerns ranging from academic challenges to social issues**
- **We play crucial role in building a strong, supportive school community that enhances student education journey and well-being**



Not just about volunteering

It's a powerful message that you are your kids' biggest supporter and that their journey matters!



VISION



A community of dedicated and committed parents coming together to work in partnership with the school to nurture the holistic development of our students.

MISSION



To play a key role in inspiring and guiding fellow parents who wish to contribute to the school's efforts, coordinating their time and effort effectively to give our children the best educational experience.



HOW CAN WE BUILD THIS PARTNERSHIP?



STAY CONNECTED

<u>Be part of the community</u>
Keep updated through PSG school channel and seek reliable information



HOW CAN WE BUILD THIS PARTNERSHIP?

Time

Initiate and participate in activities

- **Opportunities to be part of your child's school experience**

Talent

Everyone has something to offer

- **Share your skills, experiences and connections with the school community.**

Thoughts

Your voice matters

- **Share your perspectives, suggestions and feedback to help us grow together.**



Partnership isn't just about volunteering or being physically present in school. It is also about staying connected, communicating openly and supporting one another.

our psg in action





PROVIDED LOGISTIC SUPPORT



CHAPERONED STUDENTS ON THEIR LEARNING JOURNEYS







PROMOTED SCHOOL INITIATIVE





PARTICIPATED / PERFORMED IN SCHOOL EVENTS









ORGANISED PSG-LED ACTIVITES





HOSTED FOREIGN STUDENTS







SUPPORTED SCHOOL EVENTS







JOIN US

psg COMMUNITY

More info. Email

psglakesidepri@gmail.com

Other matters: Reminders

- We would like to remind parents to include the name tags when you made your uniform purchase.


Thank
You
YEAH!!
FINISH